

The right light

LUXO



MANO

Design A. Brux- P. Gourdon

MANO
WALL



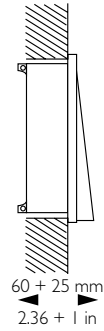
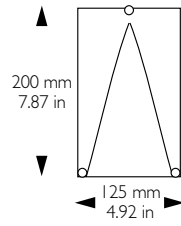
The right light

LUXO

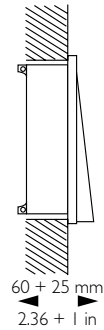
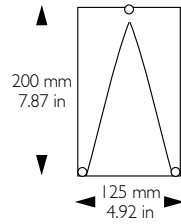
MANO

TECHNICAL INFORMATION: Recessed lamp, halogen or fluorescent. Pressed opaline glass diffuser.

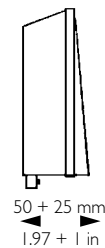
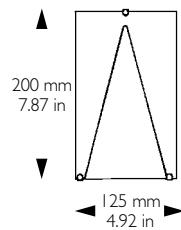
F063I MANO RECESSED HALOGEN : Version of Mano for wall surface mounting.



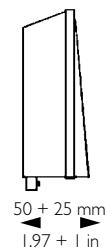
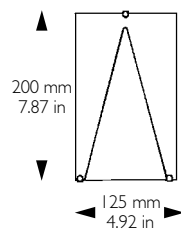
F0634 MANO RECESSED FLUORESCENT : Version of Mano for wall surface mounting.



F063I MANO APPLIQUE HALOGEN : Version of Mano for wall surface mounting.



F063K MANO APPLIQUE FLUORESCENT : Version of Mano for wall surface mounting.



SERIES

MANO

CONFIGURATION I

F063I: Recessed Halogen

F0634: Recessed Fluorescent

F063I: Applique Halogen

F063K: Applique Fluorescent

LAMPING

I9: 1 X 9W CFL *ONLY F063I AND F063I*

I20: 1 X 20W Halogen Bi-Pin *ONLY F0634 AND F063K*

CIRCUIT

STD: Single

STD

BALLAST

EB: Electronic HPF <10% THD (FLUORESCENT VERSION ONLY)

EB

VOLTAGE

UNV: Universal Voltage 120V to 277V *120V For Halogen Model*

347: 347 Volts *ONLY Fluorescent Model*

FINISH

012: White

012

SPECIFICATION SUBMITTAL

Job Name: _____ Job Number: _____

SPECIFIER (ENGINEER/ARCHITECT)

Name: _____